

GOLDACRES

Australia's World Class Sprayers

40 YEARS 78-18



5000-8500L Prairie Pro Sprayer Range

Australia's own

Since 1978 Goldacres has been regarded as Australia's most innovative sprayer manufacturer

From its inception four decades ago, Goldacres has prospered by constantly reinventing its products and business practices in this fast changing landscape that's modern farming. Our philosophy is simple;

"To put farmers in the driver's seat of best fit technology to make them outstanding in their field "

We are driven by four core values, innovation, uncompromising quality, adaptability and lastly, being courageous. These four values have led Goldacres on a journey to where we are today offering customer based spraying solutions that advance them forward with complete confidence.

Our sprayers are proudly built right here in Australia by a team of dedicated staff, turning ideas into reality and delivering sprayers which are truly;

"Australia's world class sprayers"





Prairie Pro - Spray like a Pro

The Prairie Pro represents the very best money can buy in the trailing sprayer market

Renowned for its rugged construction, class leading boom ride, cutting edge performance and standard features the others call options, the Prairie Pro will transform your spraying operation.

The Prairie Pro comes in four product tank sizes - 5000L, 6500L, 7500L and 8500L with TriTech boom widths ranging from 24 to 36m. Multiple wheel track and tyre sizes also available. There is a sprayer to

suit all farm sizes and configurations. Read on and learn why the Goldacres Prairie Pro has set the standard in trailing sprayers for 40 years.





5000L



6500L



7500 /
8500L



Prairie Pro - Features overview



EZ Control Station

The EZ control station clearly places all the filling and flushing functions in the one convenient location. All valves are colour coded and clearly labelled for easy identification and operation. The EZ control station is protected from mud and debris generated from the tractor wheels by a fold down cover. When opened a quick start guide is also visible.

A convenient storage locker with internal shelving is provided for Personal Protective Equipment (PPE) or tools as well as a hand wash container with soap dispenser.




Airbag suspension

The airbag suspension system* uses a combination of rubber bushes, rolling lobe air springs, heavy duty dampeners and a ride height levelling valve to help provide the best possible ride for the chassis and boom. The axle is bolted in place allowing different track widths from 2000mm** to 3048mm (120") achievable. Compatible with the smart steer option*** which allows the sprayer wheels to exactly track the tractors wheels.

* Optional on 5000 and 6500L, standard on 7500 and 8500L

** Dependant on tyre width, 7500L & 8500L models minimum track width 2200mm. Other wheel tracks available on request

*** Smart Steer option available on 5000 and 6500L only



In tank agitation

When filling the sprayer with water and expensive chemical it is imperative that the mix is completely agitated. The Goldacres Prairie Pro use a supermix venturi agitator system that multiplies the amount of pump flow back into the tank. Smooth internal walls allows thorough cleaning and rinsing of the tank.



GOLDACRES Pro7536

GOLDACRES
Prairie
Pro

Contruaction overview

To build the best sprayer you have to start with a solid platform

The Prairie Pro design incorporates many elements from the transport and earthmoving industries to ensure maximum strength, longevity and performance. Features like fully bushed pivot points, air ride suspension components and dampeners, to the best corrosion proof

painting systems. Fully welded in rotating positional jigs ensures accuracy, repeatability and quality all combined with the experience gained with thousands of sprayers in the field.



1 Chassis. Manufactured from high strength heavy walled 200x100mm RHS to minimise flexing and provide a stable platform for boom mounting. The rear chassis section is stepped in with integral boom and tank support allowing narrow wheel track and steering axle options*. Long wheel base (axle to drawbar) provides excellent boom yaw stability and reduces sideways pushing forces at the tractor.

2 Drawbar pull. Polyurethane cushioned connection points reduces chassis and tractor drawbar stress. Narrow drawbar final section allows tighter headland turning. Full 360° swivel forged tow eye ensures maximum articulation between sprayer and tractor.

3 Walk through platform. Access the main tank easily and safely from either side of the sprayer. No need to walk around the sprayer or tractor to access the other side. Open foot treads provide safe access to the platform in muddy conditions. Lower portion of treads folds up out of the way when not in use.

4 Air bag suspension.** Specifically designed for the Prairie Pro the air bag suspension system provides a smooth soft ride for

both trailer and boom whilst still limiting excessive body roll. This is achieved through the use of the large diameter bi-functional rubber bush pivot system coupled with heavy walled torque tube construction. The bolt in axle also doubles as the air reservoir for the ride height levelling and boom nozzle shut off systems.

5 Roller boom rest. The adjustable height boom rests with rubber roller supports provide a soft contact point for the boom wings, minimising the chance for damage.

6 Boom parallelogram lift. The mechanism provides 1200mm of boom height adjustment as well as the vertical boom suspension. Three heavy walled torque tubes and diagonal bracing ensure less flexing which increases boom roll and yaw stability.

7 TriTech boom centre section. Using lightweight trussing techniques the boom centre section is both light yet extremely strong. All high load pivot points are fully bushed and greaseable, ensuring a long service life and optimum boom suspension performance.

8 Hydraulic cylinders. All hydraulic cylinders use quality hardened greasable ball ends firmly bolted in position, ensuring minimal joint movement and maximum boom control.

9 Paint system. All major components are fully grit blasted using a fractured steel shot, essential for excellent paint adhesion. The bare steel components are then treated using a high build filler primer which flattens the blasted surface. All non welded joints are seam sealed then top coated using a Goldacres specific chemical resistant paint formula. Finally all components are baked in a high temperature oven until fully cured.

10 Swing back Mechanical jack* folds up out of the crop quickly and easily. No need to connect hydraulic hoses for jack operation.

11 Full modular construction technique allows many options to be easily added at the time of build or at a later date as required. Dealer fitted options (DFO) can be retro fitted without the need for welding or drilling existing components.

*5000L & 6500L models only ** Air bag suspension optional on 5000L & 6500L, standard on 7500L & 8500L



A sprayer is only as good as its boom

Today's sprayers are full of bells and whistles which makes spraying a whole lot easier, comfortable and efficient, but it's easy to forget what the end goal is. *Precise chemical application.*

Boom control can be the difference between a good spray result, and no result at all. Goldacres understand this and it is why all our sprayer designs are centred around the boom first and foremost.

Why do Goldacres booms ride so well?

Goldacres pioneered the use of lightweight aluminium in the outer boom wings over two decades ago. The philosophy was, and still is today, that mass on a boom is fine so long as it is as close to the centre as possible. Reduced mass

on the boom extremities reduces boom forces in both yaw and roll. This combined with the unique boom suspension results in a very stable boom ride, regardless of the terrain.

TriTech booms are contour following, meaning that the boom level will be referenced to the sprayer chassis and not purely on gravity such as a pendulum boom. This allows the sprayer to transverse the sides of hills and contours whilst keeping the boom level to the ground at all times. This results in placing the nozzle at the optimum height above the target.



Contour following boom on the side of a hill shown



OVERSIZE

GOLDENHILL

GOLDENHILL



Pro5030 GOLDACRES

OVERSIZE

TriTech booms

Strength, Stability, Reliability & Control

The TriTech boom range is designed for operators who demand the utmost performance, reliability and control. Time and time again the TriTech boom has been named “No.1 for boom stability”^{**} which at the end of the day, results in a superior spray result.

Features such as hydraulic yaw which precisely controls the forwards and backwards movement of the boom wings to minimise the under and over applying of chemical is now standard on all widths.

The strategically placed centre section suspension links help isolate the sprayer chassis movement over rough terrain. Combined with the tuned damping characteristics allows precise roll control

enabling an optimal and consistent nozzle height to be maintained, even without the use of electronic height control systems.^{**}

All TriTech booms are constructed using lightweight trussing techniques, which allows for a stronger design without weight, the enemy of boom agility.



No.1[^]

“Its stability performance is almost unmatched on all areas of our test track”

Kondinin Group Report 2017



*Kondinin group's Farming Ahead magazine 2012, 2014 & 2017. **Height control systems may be required in some extreme situations
[^]42m TriTech boom

Australia's World Class Sprayers





Tri-Tech boom

Pitch, roll and yaw boom suspension

A boom which bounces, sways or yaws deposits chemical unevenly on the target. This can result in weed escapes and may even contribute to resistant weeds.

The Goldacres TriTech suspension system has been developed to provide you with the best boom ride possible and assist in an accurate application. Working in conjunction with the chassis airbags* the boom features three way suspension that works to reduce boom pitch, roll and yaw - the three enemies of accurate application. A combination of springs and shock absorbers, as well hydraulic cylinders and accumulators all work together to provide the best boom ride possible. The TriTech suspension system has contributed to Goldacres consistently having the best boom ride when measured against competitor machines.

*Airbags optional

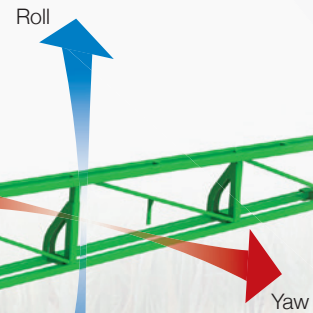



3D breakaway

Yaw

1 Hydraulic yaw

Two opposing hydraulic cylinders are mechanically connected together either side of the pivoting boom centre section. As the centre yaws one cylinder is retracted, the other is extended. This results in oil movement which compresses in a nitrogen charged accumulator. The result is precise boom yaw control.



Roll

2 Delta links

The key to the superior boom ride is the strategically placed delta links. In all there are four links. Each link features spherical ball ends which allow the centre to move in all directions.

3 Roll centre point

The roll centre point is the location at which the boom pivots around, both in roll & yaw.

4 Roll dampeners

Reduces high frequency oscillation of the boom roll.



The end breakaway section protects the boom from stress damage if a ground, fence or tree strike occurs. The end section can break forwards, backwards and upwards. The spring mechanism uses an eccentric mounted sprocket and chain to provide maximum breakout force in the neutral position, then reduces the force the further the breakout.



CrossFire 250 shown

Application technology - 3TS

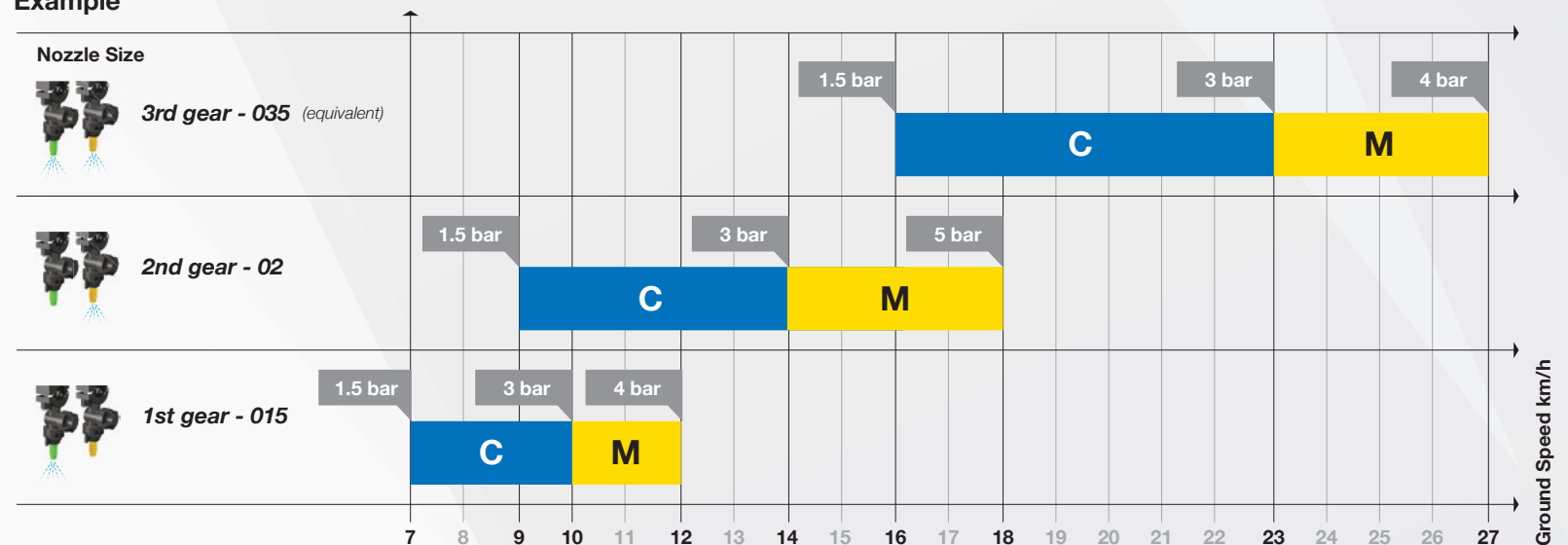
Nozzle technology has advanced in leaps and bounds over the years and a strong emphasis on drift control has influenced many nozzle designs, including air induction (AI) technology.

The spray nozzles operating pressure range and size determine the application rate and speed band at which the driver must adhere to. This band is usually quite narrow. To overcome this Goldacres offer a 3 tier system (3TS) which effectively gives

the driver a much wider operating band whilst still maintaining optimum droplet size. Think of 3TS as a three step gearbox. Each nozzle type has an operating pressure band for a given droplet size. As the first nozzle reaches the top of the

pressure band it switches off and the next larger size nozzle switches on. When that nozzle reaches the top of that pressure band the first nozzle will switch on again, effectively giving three operating bands.

Example



Application rate = 70 l / ha • Nozzle type - Lechler IDK 015 & 02 when tier 3 (1 & 2) = 035 equivalent flow rate ■ Course Droplet ■ Medium Droplet

Application technology

Boom stability is only part of the chemical application story, optimum droplet sizing, pressure, nozzle flow rate and spray uniformity across the boom width are all critical to accurate chemical application.

RapidFire

Over the last several years there has been a greater shift to precision farming technologies, such as auto steering and automatic boom section control. Both of these technologies are aimed at reducing spray overlaps and unsprayed areas, the former potentially causing crop burning and overuse of chemical. Depending on the field size and shape the wastage can be quite substantial. Goldacres have developed these practices further by introducing RapidFire air controlled nozzle shut off capability.

Traditional systems use motorised boom section valves to control water flow to the nozzles. Wider booms in conjunction with increased number of spray sections means a substantial amount of plumbing is required, thus increasing the delay in spray on and off times. In addition, the further the nozzle is from the centre of the boom the longer the

delay becomes. RapidFire overcomes these problems by putting the switching capability right at the nozzle.

Small air lines at each nozzle switch the flow on and off in a fraction of a second, and more evenly across the boom width. Boom line plumbing is also greatly reduced, which quickens line priming and flushing as well as simplifies plumbing.

RapidFlow - Boom Recirculation

RapidFlow - Boom Recirculation* allows the sprayer boom lines to be fully primed without spraying a single drop. This reduces wastage at the start of a tank load or when switching chemicals. RapidFlow can also be used to thoroughly flush out the boom lines without the need to physically spray on the ground.

*RapidFlow is not compatible with Direct Chemical Injection (DCI)



RapidFlow – boom recirculation

When applying chemical the recirculation line becomes one of the delivery lines, helping to provide flow to the nozzles.

When in recirculation mode a 3 way valve switches the recirculation line back to tank and the main regulator valve adjusts to provide full boom flow. This results in a full system pressure flushing of the lines back to tank.



Control Freaks!

In today's fast changing precision farming landscape it is easy to be left behind in the technology stakes.

That's why Goldacres make it easy, with multiple solutions from the basic requirements to the top end needs.

For more than 2 decades Goldacres have relied on Raven to provide complete flow control systems with matched components to give, quite simply, unmatched flow control accuracy and stability.

At the heart of the control system is a positive displacement pump which runs at a consistent rpm. This creates known flow rates across varying pressures, essential for accurate and stable flow control. In addition, two system critical components, a flow meter and three way regulator valve, combine to help achieve fast "on target rate", plus greater flow stability with assured tank agitation.

ISO BUS systems

Sprayer cabins can get pretty busy with the vast range of systems requiring individual control consoles. The ISO BUS standard brings all the systems together into the one display, called a virtual terminal (VT). Essentially each system contains the brains, while the VT is simply the interface between the two. This means only one operator console is required. Goldacres offer the

option for ISO BUS compatibility, allowing numerous leading VT displays to take over the sprayer control duties. Features like 3TS, pump speed readout, ultrasonic boom levelling plus sprayer steering and task control applications can all be monitored by the one display.

SCS4400 systems

The proven SCS4400 sprayer console provides simple, fuss free control of the liquid flow duties. The SCS4400 features up to 7 boom section control switches (expandable to 10), manual pump speed readout, ground speed, three tier system (3TS), Direct Chemical Injection (DCI) as well as several counters such as area and volume. If you are looking to further expand the capabilities, then the SCS4400 is compatible with most leading automatic section controllers on the market.


Any of these controllers can be fitted to the Prairie Pro plus many more



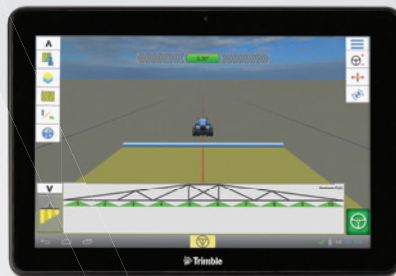
Raven SCS4400™



TopCon X30 - ISO Bus



John Deere GreenStar™ 3 - ISO Bus



Trimble® TMX® 2050 - ISO Bus



Raven CR7™ - ISO Bus



Ag Leader® In Command - ISO Bus



Direct Chemical Injection (DCI)

Spraying is time critical, and sometimes the spray window is small. Mother nature can force you off the land with little or no notice, leaving you with a tank mix of expensive chemical degrading by the hour.


Variations within the field may need more or less chemical to be applied, but limitations in mixed chemical volumes in the sprayer means you will be left short or have some left over when finished.

These problems can be overcome with an optional DCI system, as the neat chemical is only mixed with water as you need it.

For more than two decades Goldacres has led the way in DCI application. The Goldacres chemical storage with EZ control filling and flushing system coupled with the proven Raven positive displacement chemical pump means you can spray with complete confidence.

Some of the benefits are:

- Pre fill your sprayer with water and chemical the day before.
- Alter the chemical rate without changing water rates whilst spraying.
- Hold and apply up to 3 different chemicals, at different rates whilst spraying.
- Easier to decontaminate the sprayer as the chemical is mixed at the boom, not in the tank.
- Pump unused chemical back out of the sprayer and into the chemical storage drum.
- Flush the chemical pumps with water without draining the chemical storage tanks.



- | | |
|------------------------------|---------------------------------|
| 1 Main tank | 7 Raven DCI pump and filter |
| 2 Positive displacement pump | 8 Check valve |
| 3 Regulator valve | 9 Chemical water mixing chamber |
| 4 Flow meter | 10 To spray boom |
| 5 Check valve | 11 Back to tank |
| 6 DCI tank | |

- Tank water
- Raw chemical
- Mixed chemical



Prairie Pro 8500L with custom fitted 600L and 400L DCI tanks shown

Chemical handling

1 SuperFlow 60L Induction Hopper

Lower the hopper into the loading position by simply releasing the spring loaded catch, the SuperFlow hopper enables you to load powders, granules and liquids fast – up to 20 kg/min (Atrazine) using a large flow venturi system.

The SuperFlow uses a flanged 2" port tap with a large handle that's easy to grip while wearing PPE and features push down drum rinse nozzle, tank flushing nozzle and simple tank level calibration.

Transcal

The 45L Transcal is a simple and effective way of transferring and measuring liquid chemical.

Using a venturi the transcal can draw chemical from an open container using a probe or out of an envirodrum to provide a totally enclosed transfer system.

The transcal measures chemical transferred by volume, not flow, giving consistent accuracy regardless of the liquid viscosity.

2 Venturi Probe

Standard on all models across the range, the probe is a simple method of transferring chemical into the main tank directly from a drum. It uses a venturi mounted in the main product tank.

3 Chemical transfer pump

The 12 volt chemical transfer pump has an open flow of up to 40 l/min and can transfer chemical from any container using a probe or envirodrum coupling.

The chemical transfer pump features an optional flow meter to keep track of how much chemical has been transferred, providing a completely stand-alone transfer system at the flick of a switch.





GOLDACRES
Prairie Pro 6536

Prairie Pro
EZ control
VORTEX INJECTOR HOPPER
CHEM FILLER VENTURI
MANIFOLD PRESSURE
PRESSURE DELIVERY
MAIN TANK AGITATION
MAIN TANK RINSE
MAIN TANK RINSE

EZ CONTROL QUICK START GUIDE
1. FILL TANK
2. ADD CHEMICALS
3. AGITATE
4. RINSE TANK
5. RINSE NOZZLES
6. OPERATE

WARNING
CAUTION
FLUSH CHEMICALS FROM EQUIPMENT IMMEDIATELY AFTER USE
CLEAN AIR FILTER DAILY

Parts & service

When you're down – trust Goldacres to pick you up

Farming can be unpredictable, we understand that spray application is time critical, and that idle time costs more than just money.

Goldacres extensive Australia wide dealer network with trained sprayer technicians are there for when you need them the most.

Trust Goldacres support to get your machine back up and spraying quickly.

No one knows your sprayer like Goldacres

Goldacres dedicated team of product specialists stand beside the dealer, and right behind the product with the industry's best know how.

All of our sprayers are proudly built right here in Australia, we know exactly what parts go where and how to fit them. Our fully stocked warehouse carries over 20,000 line items ranging from the smallest o-ring to the largest boom wing. Rest assured we have the part you're looking for.





Specifications

	Prairie Pro 5000L	Prairie Pro 6500L	Prairie Pro 7500L
Chassis	Fully welded modular construction 200x100x6mm RHS with stepped in rear section. Cushioned drawbar	Fully welded modular construction 200x100x9mm RHS with stepped in rear section. Cushioned drawbar	Fully welded modular construction 200x100x9mm RHS. Cushioned drawbar
Stub axle size	90mm	90mm	110mm
Axle type	Rigid axle standard. Air bag suspension optional	Rigid axle standard. Air bag suspension optional	Air bag suspension
Axle track width	2050mm standard 3000mm optional (other widths on request)	2100mm standard 3000mm optional (other widths on request)	2800mm standard 3000mm optional (other widths on request)
Smart steer axle steering	Optional (comes with air bag suspension)	Optional (comes with air bag suspension)	N/A
Brakes	Optional	Optional	Optional
Wheel and Tyre sizes	18.4x38 standard 20.8x42 optional	18.4x38 standard 20.8x42 optional	20.8x42 standard
Mudguards	Full length poly mudguards	Full length poly mudguards	Full length poly mudguards
Tow bar	Optional	Optional	Optional
Rate controller	Raven SCS4400 standard ISO BUS control Optional	Raven SCS4400 standard ISO BUS control Optional	Raven SCS4400 standard ISO BUS control Optional
Spray pump	260L/min with PTO Standard Hydraulic drive Optional	260L/min with PTO Standard Hydraulic drive Optional	300L/min with hydraulic drive
Filtration	1 x Suction, 2 x pressure, 1 x 2" filling & nozzle filters Standard.	1 x Suction, 2 x pressure, 1 x 2" filling & nozzle filters Standard.	1 x Suction, 2 x pressure, 1 x 2" filling & nozzle filters Standard.
Water transfer (filling)	2" integrated fill point Standard 2" Fill flow meter Optional 3" hydraulic pump Optional 3" separate side fill Optional	2" integrated fill point Standard 2" Fill flow meter Optional 3" hydraulic pump Optional 3" separate side fill Optional	2" integrated fill point Standard 2" Fill flow meter Optional 3" hydraulic pump Optional 3" separate side fill Optional
Main tank drain	3" remote operated with cam lock fitting	3" remote operated with cam lock fitting	3" remote operated with cam lock fitting
Main tank capacity	5000L	6500L	7500L
Rinse water tank capacity	400L	400L	400L
Tank rinse nozzles	Twin rotating	Twin rotating	Twin rotating
Boom type and size	TriTech 24m, 28m, 30m, 33m, 36m	TriTech 24m, 28m, 30m, 33m, 36m	TriTech 30m, 33m, 36m
Boom breakaway	Outer wing break back plus 3D mechanism on last section	Outer wing break back plus 3D mechanism on last section	Outer wing break back plus 3D mechanism on last section
Hydraulic yaw	Standard	Standard	Standard
Individual wing tilt	Optional	Optional	Optional
Bi fold outer boom wing	Optional	Optional	Optional
Electric over hydraulic spool valves	Double pilot checks with flow controls on all circuits. Open or closed centre system	Double pilot checks with flow controls on all circuits. Open or closed centre system	Double pilot checks with flow controls on all circuits. Open or closed centre system
Ultrasonic boom level system	Optional	Optional	Optional
Rapid Fire with Rapid Flow	Standard	Standard	Standard
3TS Rapid Fire with Rapid Flow	Optional	Optional	Optional
Trijets	Optional	Optional	Optional
Electric operated fence line nozzles	Optional	Optional	Optional
Remote grease nipple bank	Optional	Optional	Optional
Boom lights with Night Pro	Optional	Optional	Optional
Direct Chemical Injection (DCI)	2 x 165L units Optional LV pumps available	600L bulk unit Optional 2 x 165L units Optional LV pumps available	600L bulk unit Optional 2 x 165L units Optional LV pumps available
Drum storage rack	Optional, but not with DCI	Optional, but not with DCI	Optional, but not with DCI
Chemical induction hopper 60L	Standard	Standard	Standard
Transcal	Optional	Optional	Optional
Chemical Transfer Pump	Optional	Optional	Optional
Dimensions	4200 H x 3450 W x 9850mm L*	4200 H x 3450 W x 9850mm L*	4200 H x 3450 W x 10500mm L*

* Dimensions are calculated on a sprayer fitted with a 36m boom and standard tyre fitted. Height is taken from top of cable drum

Prairie Pro 8500L

Fully welded modular construction 200x100x9mm RHS. Cushioned drawbar

110mm

Air bag suspension

2800mm standard

3000mm optional (other widths on request)

N/A

Optional

24.5x32 standard

20.8x42 optional / 30.5x32 optional

Full length poly mudguards

Optional

Raven SCS4400 standard

ISO BUS control Optional

300L/min with hydraulic drive

1 x Suction, 2 x pressure, 1 x 2" filling & nozzle filters Standard.

2" integrated fill point Standard

2" Fill flow meter Optional

3" hydraulic pump Optional

3" separate side fill Optional

3" remote operated with cam lock fitting

8500L

400L

Twin rotating

TriTech 30m, 33m, 36m

Outer wing break back plus 3D mechanism on last section

Standard

Optional

Optional

Double pilot checks with flow controls on all circuits. Open or closed centre system

Optional

Standard

Optional

Optional

Optional

Optional

Optional

600L bulk unit Optional

2 x 165L units Optional

LV pumps available

Optional, but not with DCI

Standard

Optional

Optional

4200 H x 3450 W x 10800mm L*



Boom lights with Night Pro option and STS Cross Fire shown



Goldacres Trading Pty Ltd
1-3 Morang Crescent, Mitchell Park 3355
P: 03 5342 6399 - F: 03 5342 6308
goldacres.com.au

The policy of Goldacres is one of continuous development and improvement. Goldacres reserve the right to alter any specifications, designs and prices of the range shown without notice and without incurring any obligation regarding such changes. The pictures and information shown or referred to in this publication are a general guide only. Should you purchase the items from this publication the publication does not form part of the contractual arrangements with Goldacres. The purchase of any item of equipment is subject to the Goldacres Terms and Conditions of sale. 01/18 GA8700412-R1

